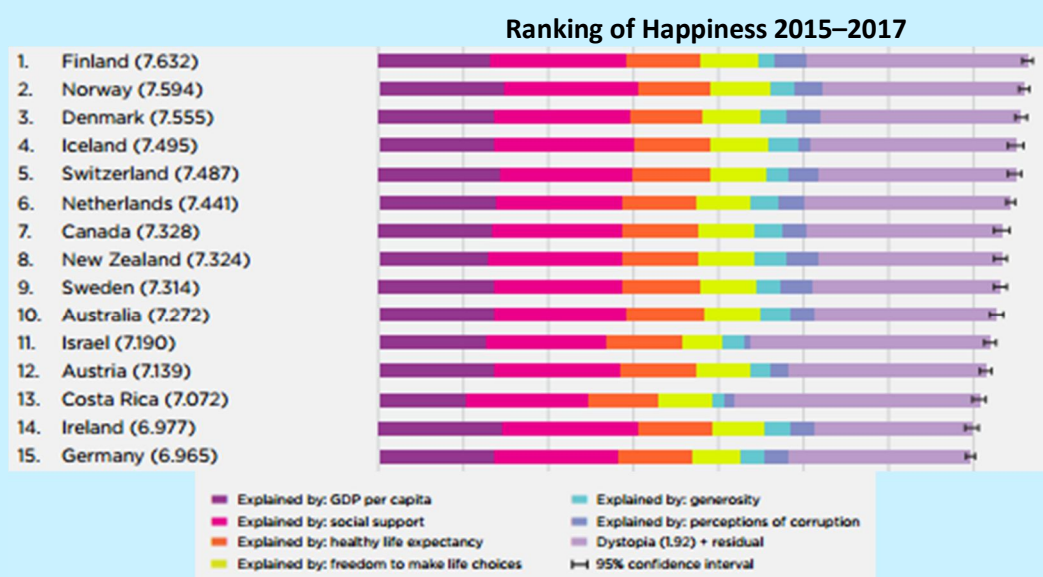


India's rank slips to 133rd in 2018 from 122nd in 2017 on World Happiness Index 2018 : World Happiness Report 2018

UN Sustainable Development Solutions Network's (SDSN) World Happiness Report 2018 notes that Finland, rose from fifth place last year to oust Norway from the top spot. The 2018 top-10, as ever dominated by the Nordics, is: Finland, Norway, Denmark, Iceland, Switzerland, Netherlands Canada, New Zealand, Sweden and Australia.

The World Happiness Report is a landmark survey of the state of global happiness. The Report ranks 156 countries by their happiness levels, and 117 countries by the happiness of their immigrants according to things such as GDP per capita, social support, healthy life expectancy, social freedom, generosity and absence of corruption.



Source: World Happiness Report 2018, United Nations Sustainable Development Solutions Network

The analysis of happiness changes from 2008-2010 to 2015-2017 shows Togo as the biggest gainer, moving up 17 places in the overall rankings from the last place position it held as recently as in the 2015 rankings. The biggest loser is Venezuela, down 2.2 points on the 0 to 10 scale.

Top 14 Countries in the Ranking of Happiness 2015–2017		
S.No.	Country	Ranking
1	Finland	1
2	Norway	2
3	Denmark	3
4	Iceland	4
5	Switzerland	5
6	Netherlands	6

7	Canada	7
8	New Zealand	8
9	Sweden	9
10	Australia	10
11	Israel	11
12	Austria	12
13	Costa Rica	13
14	Ireland	14
15	Germany	15
16	India	133

Source: World Happiness Report 2018, United Nations Sustainable Development Solutions Network

International Migration and World Happiness

For both domestic and international migrants, the report studies not just the happiness of the migrants and their host communities, but also of those left behind, whether in the countryside or in the source country. The results are generally positive.


Perhaps the most striking finding of the whole report is that a ranking of countries according to the happiness of their immigrant populations is almost exactly the same as for the rest of the population. The immigrant happiness rankings are based on the full span of Gallup data from 2005 to 2017, sufficient to have 117 countries with more than 100 immigrant respondents.

The ten happiest countries in the overall rankings also ll ten of the top eleven spots in the ranking of immigrant happiness. Finland is at the top of both rankings in this report, with the happiest immigrants, and the happiest population in general.

Rural-Urban Migration and Happiness in China

The report studies rural-urban migration as well, principally through the recent Chinese experience, which has been called the greatest mass migration in history. That migration shows some of the same convergence characteristics of the international experience, with the happiness of city-bound migrants moving towards, but still falling below urban averages.

Rural-Urban Migrant, Rural Hukou and Urban Hukou Mean Household Income per Capita and Mean Happiness Score



Source: World Happiness Report 2018, United Nations Sustainable Development Solutions Network

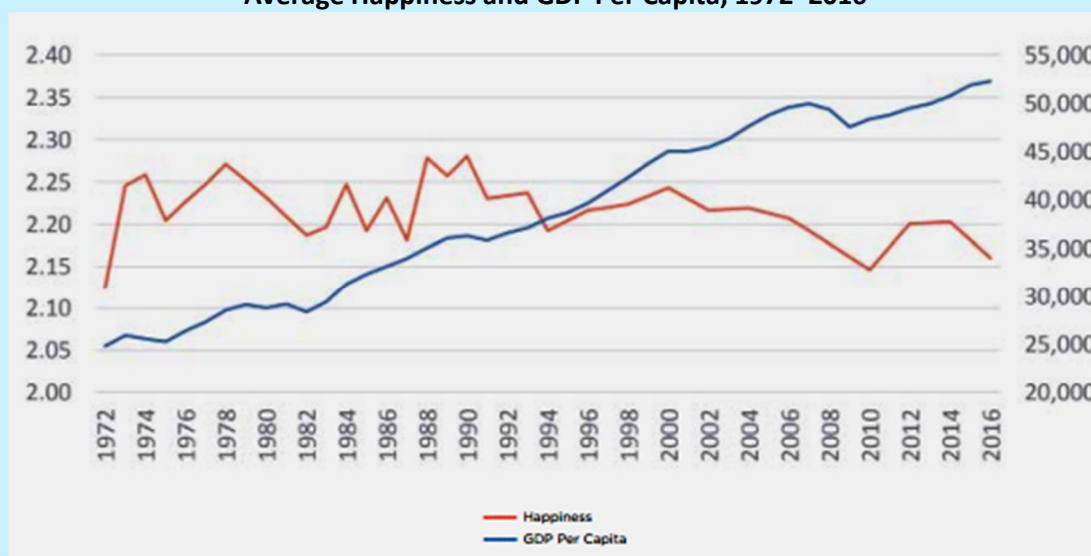
Happiness and International Migration in Latin America

The importance of social factors in the happiness of all populations, whether migrant or not the happiness bulge in Latin America is found to depend on the greater warmth of family and other social relationships there, and to the greater importance that people there attach to these relationships.

America's Health Crisis and the Easterlin Paradox

The most striking fact about happiness in America is the Easterlin Paradox: income per capita has more than doubled since 1972 while happiness (or subjective well-being, SWB) has remained roughly unchanged or has even declined.

Average Happiness and GDP Per Capita, 1972–2016



Source: World Happiness Report 2018, United Nations Sustainable Development Solutions Network

India's rank slipped to 133rd in 2018 from 122nd in 2017

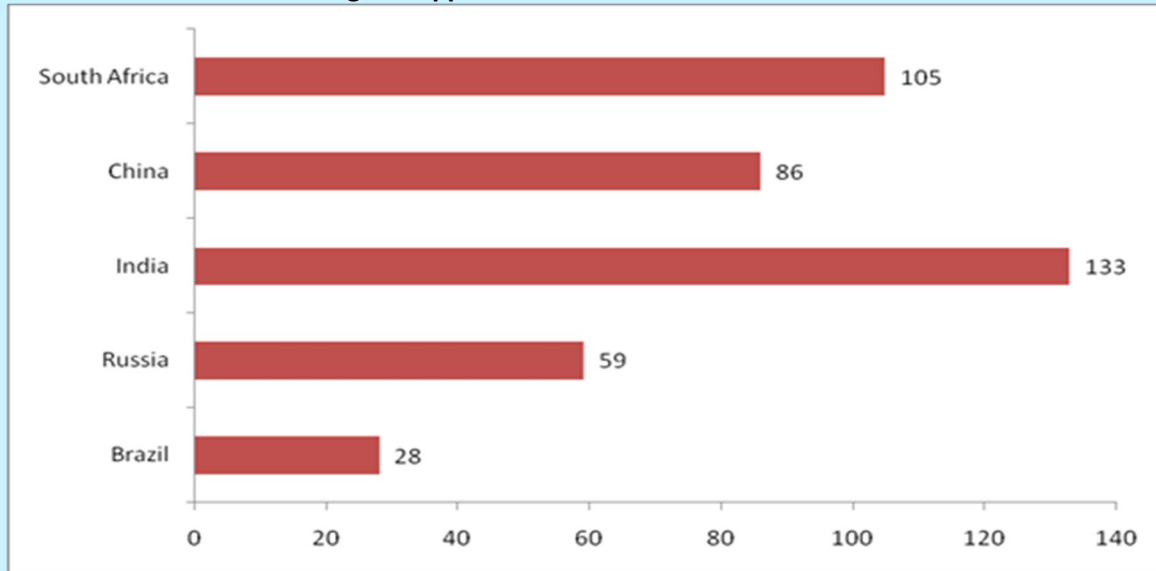
India was ranked at 133 in the UN Sustainable Development Solutions Network's (SDSN) 2018 World Happiness Report which ranked 156 countries according to things such as GDP per capita, social support, healthy life expectancy, social freedom, generosity and absence of corruption.

It slipped 11 places as it was placed 122nd last year, which was a drop from 118th rank the preceding year. It was behind the majority of South Asian Association for Regional Cooperation (Saarc) nations, apart from war-ravaged Afghanistan, that stood at 145.

Among the eight SAARC nations, Pakistan was at 75th position, up five spots from last year. Nepal stood at 101, Bhutan at 97, Bangladesh at 115 while Sri Lanka was at 116. India's other testy neighbor, China, was also far ahead at 86th spot.

Among BRICS, India stood at 133rd position followed by South Africa at 105th, China at 86th, Russia at 59th and Brazil at 28th.

Ranking of Happiness 2015–2017 in BRICS economies



Source: World Happiness Report 2018, United Nations Sustainable Development Solutions Network

The Report ends on a different tack, with a focus on three emerging health problems that threaten happiness: obesity, the opioid crisis, and depression. Although set in a global context, most of the evidence and discussion are focused on the United States, where the prevalence of all three problems has been growing faster and further than in most other countries.

Please contact for any query related to this mail to Ms. Areesha, Research Associate at areesha@phdcci.in with a cc to Dr. S P Sharma, Chief Economist at spsharma@phdcci.in and Ms. Megha Kaul, Associate Economist, megha@phdcci.in, PHD Chamber of Commerce & Industry.

Warm regards,

Dr. S P Sharma
Chief Economist

PHD Chamber of Commerce and Industry
PHD House, 4/2 Siri Institutional Area
August Kranti Marg, New Delhi-110016
Ph.: + 91-11-26863801-04, 49545454
Fax: +91- 26855450, 49545451
Email: spsharma@phdcci.in
Website: www.phdcci.in

"We Walk Our Talk"

PHD CHAMBER OF COMMERCE AND INDUSTRY

PHD House, 4/2 Siri Institutional Area, August Kranti Marg, New Delhi - 110 016 (India) • Tel. : +91-11-2686 3801-04, 4
Fax : +91-11-2685 5450 • E-mail : president@phdcci.in • Website : www.phdcci.in. CIN: U74899DL1951GA

