

CPI Inflation softens to 4.7% in May 2024

The Consumer Price Index (CPI) inflation eased to 4.7% in May 2024 as compared with 4.8% in April 2024. The fall in CPI inflation is majorly caused by a decrease in the inflation rate of Housing (from 2.6% in April 2024 to 2.5% in May 2024) and clothing and footwear (from 2.8% in April 2024 to 2.7% in May 2024).

The rural CPI inflation has decreased to 5.3% in May 2024 from 5.4% in April 2024. The urban CPI inflation has increased to 4.15% in May 2024 as compared with 4.11% in April 2024.

All India sequential inflation rates (%) based on CPI (General) and CFPI: May 2024 over April 2024							
		May 2024 (Provisional)			April 2024		
		Rural	Urban	Combd	Rural	Urban	Combd
Inflation	CPI (General)	5.28	4.15	4.75	5.43	4.11	4.83
	CFPI	8.62	8.83	8.69	8.75	8.56	8.70

Source: PHD Research Bureau, compiled from MoSPI

The combined Year-on-Year (Y-o-Y) growth in rural CPI inflation in May 2024 is 5.3% as compared with 4.2% in May 2023. The combined Year-on-Year (Y-o-Y) growth in urban CPI inflation in April 2024 is 4.1% compared to 4.3% in May 2023.

All India year-on-year inflation rates (%) based on CPI (General) and CFPI: May 2024 over May 2023							
		May 2024 (Provisional)			May 2023		
		Rural	Urban	Combd	Rural	Urban	Combd
Inflation	CPI (General)	5.28	4.15	4.75	4.23	4.33	4.31
	CFPI	8.62	8.83	8.69	3.30	2.43	2.96

Source: PHD Research Bureau, compiled from MoSPI

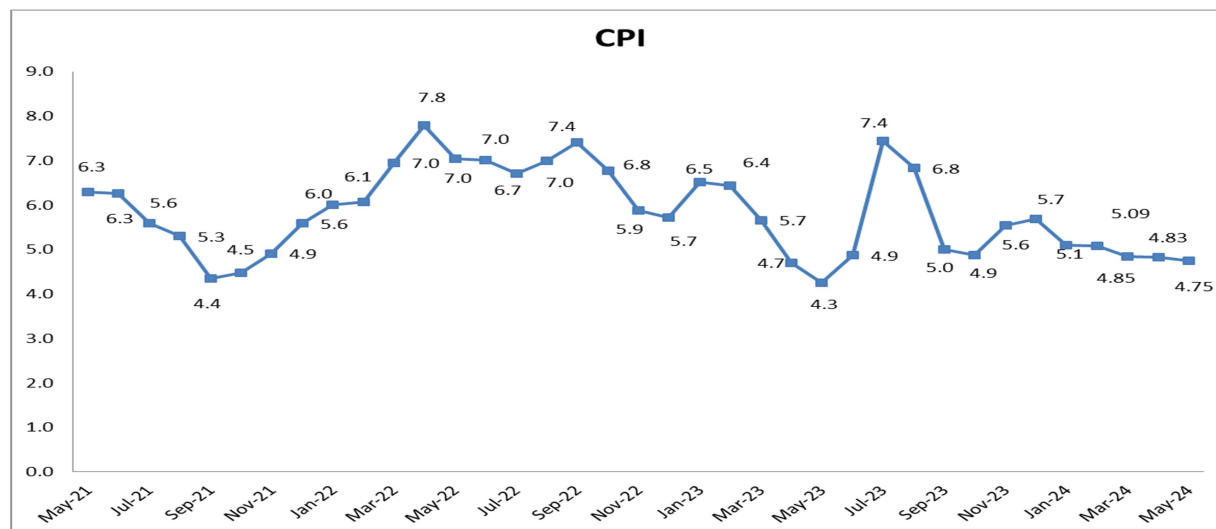
The all-India CPI and year-on-year inflation (%) for March 2024 for rural, urban, and combined are given as follows:

All India Consumer Price Indices and year-on-year Inflation rates (%) for May 2024 (Provisional)						
Category	Rural		Urban		Combined	
	May 2024 Index	Inflation Rate (%)	May 2024 Index	February Rate (%)	May 2024 Index	Inflation Rate (%)
Food and Beverages	190.6	7.81	197.6	7.92	193.2	7.87
Pan, tobacco and intoxicants	205.5	2.80	211.6	3.62	207.1	3.03
Clothing and Footwear	195.7	2.57	184.7	3.01	191.3	2.74
Housing	-	-	180.1	2.56	180.1	2.56
Fuel and Light	180.1	-1.32	168.7	-8.02	175.8	-3.83
Miscellaneous	185.9	5.28	158.6	4.15	187.6	3.41
General Index (All Groups)	189.3	5.28	185.6	4.15	187.6	4.75

Source: PHD Research Bureau, compiled from MoSPI (Housing CPI inflation for rural not calculated) by MoSPI

The long-term trend in the CPI inflation (%) since May 2021 is depicted in Figure 1. India observed a decline in its CPI Inflation from May 2021 (6.3%) till September 2021 (4.3%) after which it increased. It reached its peak in April 2022 of 7.8% after which the values of CPI inflation observed a decline thereafter reaching 7.4% in July 2023 and the value of CPI inflation in August 2023 was 6.8%. Presently the value stands at 4.75%.

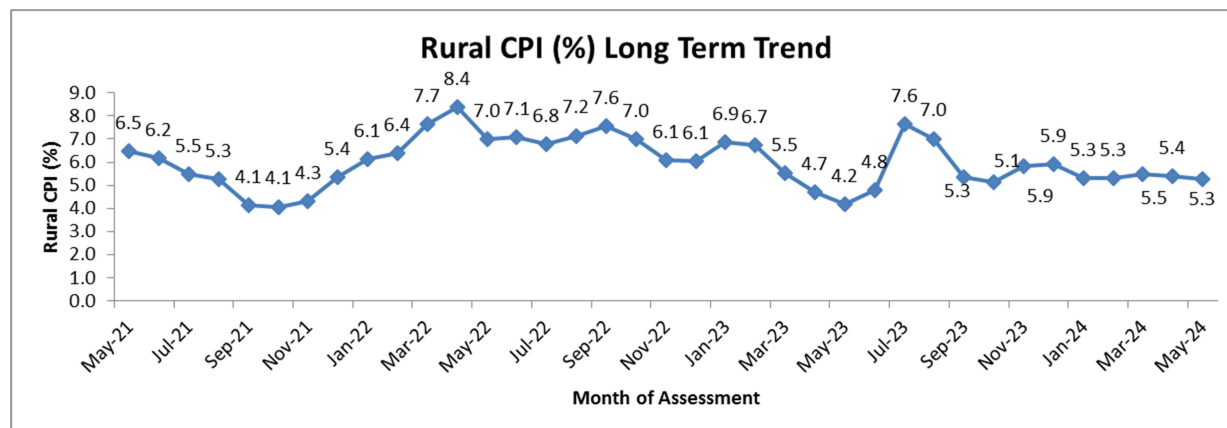
Figure 1: Long-term trend in the CPI inflation (%)



Source: PHD Research Bureau, compiled from MoSPI

The long-term trend in Rural CPI inflation (%) as observed from May 2021 is depicted in Figure 2. India observed a decline in the Rural CPI from May 2021 from 6.5% to 4.1% in September 2021. The rural CPI rose from November 2021 and reached its peak value of 8.4% in April 2022 thereafter declining and observing a minimum of 4.2% in May 2023. Rural inflation presently stands at 5.3%.

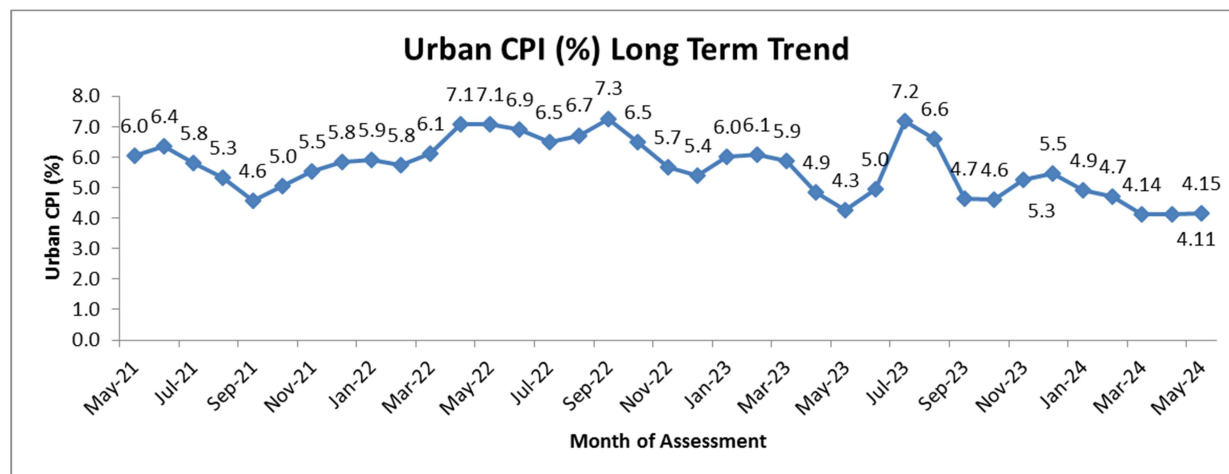
Figure 2: Long-term trend in the Rural CPI inflation (%)



Source: PHD Research Bureau, compiled from MoSPI

The long-term trend in urban CPI (%) from May 2021 is depicted in Figure 3. The Urban CPI started declining from 6.4% in June 2021 to 4.6% in September 2021. The urban CPI rose again and reached 7.1% in April 2022 and attained a maximum of 7.3% in September 2022. The urban CPI increased to 7.2% in July 2023 and declined to 6.5% in August 2023. Presently, the value stands at 4.15% in May 2024.

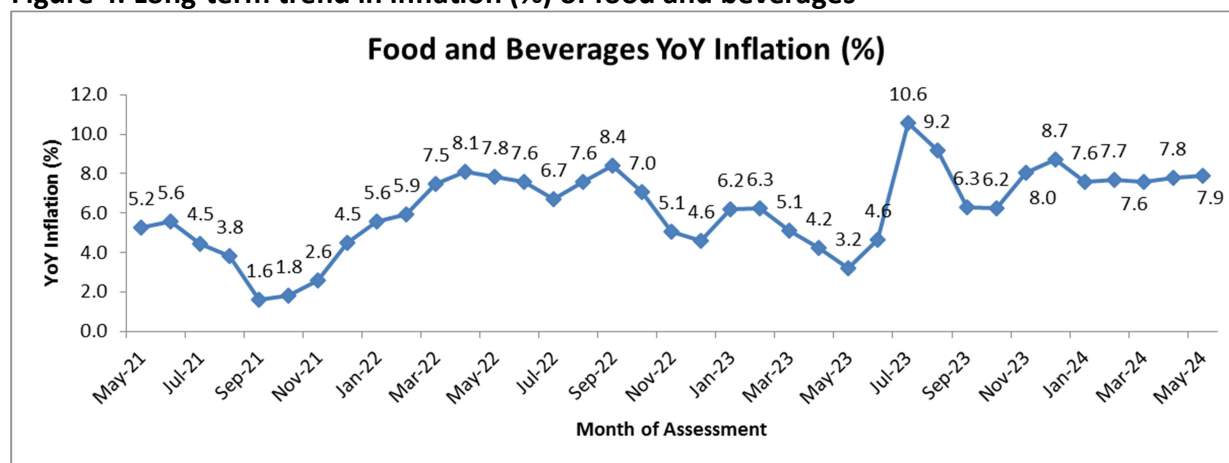
Figure 3: Long-term trend in the Urban CPI inflation (%)



Source: PHD Research Bureau, compiled from MoSPI

The long-term trend in the inflation of food and beverages as observed from May 2021 is depicted in Figure 4. The YoY inflation declined from 5.6% in June 2021 to its minimum value of 1.6% in September 2021 after which it started increasing. It reached its maximum value of 8.4% in September 2022 after declining to 4.6% in December 2022. The YoY inflation value rose again to reach 10.6% in July 2023. Presently, the value stands at 7.9% in May 2024.

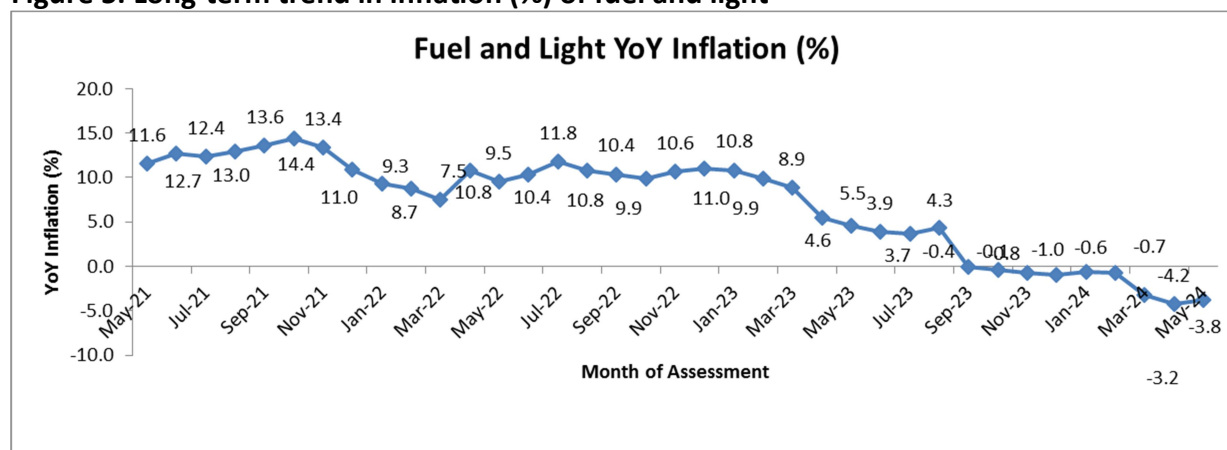
Figure 4: Long-term trend in inflation (%) of food and beverages



Source: PHD Research Bureau, compiled from MoSPI

The long-term trend of inflation of Fuel and Light as observed from May 2021 is depicted in Figure 5. The value rose to 14.4% in October 2021 after rising from 7.9% in April 2021. It declined thereafter, reaching a value of 7.5% in March 2022. The value rose again in August 2023 to 4.3% from 3.6% in the previous month, after which it kept declining. Presently, the May 2024 value of inflation of fuel and light is -3.8%.

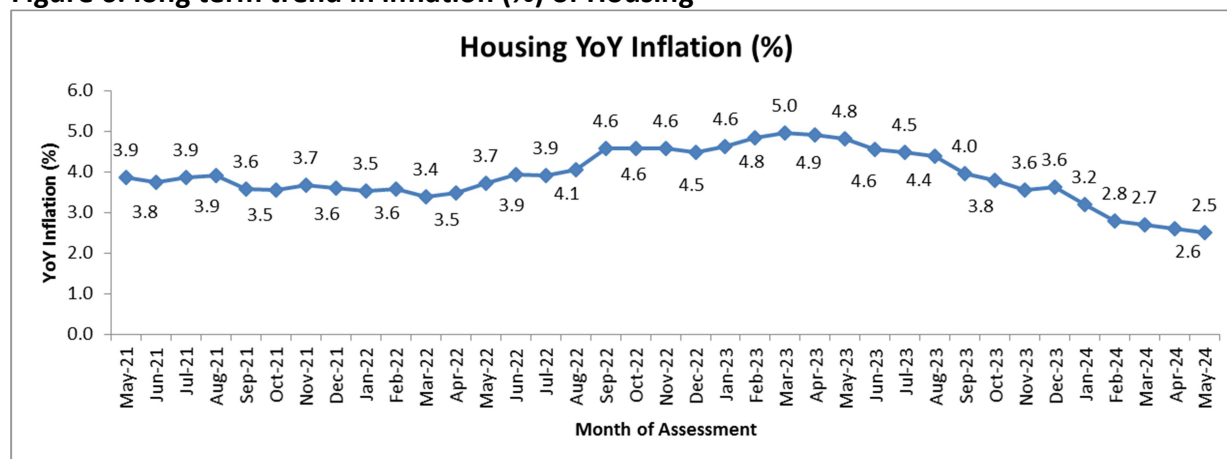
Figure 5: Long-term trend in inflation (%) of fuel and light



Source: PHD Research Bureau, compiled from MoSPI

The long-term trend in YoY inflation of housing is depicted in Figure 6. The values have remained fairly constant, observing a growth to 4.6% in September 2022 and reaching a maximum value of 5% in March 2023. The value declined slightly in September 2023 to 3.9%. Presently, May 2024 saw the housing inflation value to 2.5%.

Figure 6: long term trend in inflation (%) of Housing



Source: PHD Research Bureau, compiled from MoSPI

Annexure

Month	CPI (%)	Rural CPI (%)	Urban CPI (%)	Food and Beverages (%)	Fuel and Light (%)	Housing (%)
May-21	6.3	6.5	6.0	5.2	11.6	3.9
Jun-21	6.3	6.2	6.4	5.6	12.7	3.8

Jul-21	5.6	5.5	5.8	4.5	12.4	3.9
Aug-21	5.3	5.3	5.3	3.8	13.0	3.9
Sep-21	4.4	4.1	4.6	1.6	13.6	3.6
Oct-21	4.5	4.1	5.0	1.8	14.4	3.5
Nov-21	4.9	4.3	5.5	2.6	13.4	3.7
Dec-21	5.6	5.4	5.8	4.5	11.0	3.6
Jan-22	6.0	6.1	5.9	5.6	9.3	3.5
Feb-22	6.1	6.4	5.8	5.9	8.7	3.6
Mar-22	7.0	7.7	6.1	7.5	7.5	3.4
Apr-22	7.8	8.4	7.1	8.1	10.8	3.5
May-22	7.0	7.0	7.1	7.8	9.5	3.7
Jun-22	7.0	7.1	6.9	7.6	10.4	3.9
Jul-22	6.7	6.8	6.5	6.7	11.8	3.9
Aug-22	7.0	7.2	6.7	7.6	10.8	4.1
Sep-22	7.4	7.6	7.3	8.4	10.4	4.6
Oct-22	6.8	7.0	6.5	7.0	9.9	4.6
Nov-22	5.9	6.1	5.7	5.1	10.6	4.6
Dec-22	5.7	6.1	5.4	4.6	11.0	4.5
Jan-23	6.5	6.9	6.0	6.2	10.8	4.6
Feb-23	6.4	6.7	6.1	6.3	9.9	4.8

Mar-23	5.7	5.5	5.9	5.1	8.9	5.0
Apr-23	4.7	4.7	4.9	4.2	5.5	4.9
May-23	4.3	4.2	4.3	3.2	4.6	4.8
June-23	4.8	4.7	4.9	4.6	3.9	4.6
July-23	7.4	7.6	7.4	10.6	3.7	4.5
Aug-23	6.83	7.02	6.59	9.19	4.31	4.38
Sep-23	5.00	5.33	4.65	6.3	-0.11	3.95
Oct-23	4.87	5.12	4.62	6.24	-0.39	3.8
Nov-23	5.55	5.85	5.26	8.02	-0.77	3.55
Dec-23	5.7	5.9	5.5	8.7	-1.0	3.6
Jan-24	5.1	5.3	4.9	7.6	-0.6	3.2
Feb-24	5.09	5.3	4.7	7.7	-0.7	2.8
Mar-24	4.8	5.4	4.1	7.6	-3.2	2.7
Apr-24	4.83	5.4	4.11	7.8	-4.2	2.6
May-24	4.75	5.3	4.15	7.9	-3.8	2.5

Source: PHD Research Bureau, compiled from MoSPI

In a nutshell, The Consumer Price Index (CPI) inflation eased to 4.75% in May 2024 as compared with 4.83% in April 2024. The rural CPI inflation has decreased to 5.3% in May 2024 from 5.4% in April 2024. The urban CPI inflation has increased to 4.15% in May 2024 as compared with 4.11% in April 2024. The fall in CPI inflation is majorly caused by a decrease in the inflation rate of Housing (from 2.6% in April 2024 to 2.5% in May 2024) and clothing and footwear (from 2.8% in April 2024 to 2.7% in May 2024).

Please contact us for any query related to this mail to Dr. Mansi Vinaik, Deputy Secretary, at mansi.vinaik@phdcci.in, and Ms. Mansi Nautiyal, Research Associate at mansi.nautiyal@phdcci.in, with a cc to Dr. S P Sharma, Chief Economist | DSG at spsharma@phdcci.in, PHD Chamber of Commerce & Industry.



Warm Regards,
Dr S P Sharma
Chief Economist | DSG
PHD Chamber of Commerce and Industry
PHD House, 4/2 Siri Institutional Area
August Kranti Marg, New Delhi-110016, India
Tel: +91 49545454
Fax: +91 11 26855450
Email: spsharma@phdcci.in
Website: www.phdcci.in



"Voice of Industry & Trade"



PHD House, 4/2 Siri Institutional Area, August Kranti Marg, New Delhi - 110 016 (India) • Tel. : +91-11-2686 3801-04, 49545454, 49545400
Fax : +91-11-2685 5450, 49545451 • E-mail : phdcci@phdcci.in • Website : www.phdcci.in, CIN: U74899DL1951GAP001947

Connect with us:

